






Spark Tester

CONFIGURATIONS

HF-15A & DC-10/20AC & AR Spark Testers	DESCRIPTION
	<p>AC Configuration This spark tester is an All-in-One configuration-- display panel and spark tester-- with an RS-485 serial interface that can receive and respond to digital commands. Spark tester voltage can be set or verified, the fault count and interlock status can be monitored, and many other tasks can be performed through the front panel display, or by a computer or PLC.</p>
	<p>AR Configuration This configuration is a remote spark tester (without a display) and a RS-485 serial interface that can receive and respond to digital commands from a computer or PLC. Spark tester voltage can be set or verified, the fault count and interlock status can be monitored, and many other tasks can be performed through the interface.</p>
	<p>ARC Configuration This arrangement allows the ARC Remote Display to be rack mounted or panel mounted as far as 200 feet from the spark tester. A RS-485 serial interface can receive and respond to digital commands from a computer or PLC.</p>
	<p>DC-AR with BRC Configuration The new BRC controller identifies and differentiates both pinholes and bare wire. This arrangement allows the BRC Remote Display to be rack or panel mounted as far as 200 feet from the spark tester.</p>
<p data-bbox="354 1606 889 1648">TST-10W Wireless DC Spark Tester</p> 	<p>TST-10W Wireless Digital DC Spark Tester Instantly detects insulation damage that can occur during the twisting of wire. The high voltage power supply and miniature electrode sit within the rotating flyer of the twinning machine, identifying faults at the critical moment before the product is wound onto the take up reel. Complete control of the TST-10W is achieved outside of the twinner through the wireless BRC control unit.</p>